



RATIO - STANDARD CLUSTER

Ratio Standard Cluster is a modular clustering system designed for easy specification. Choose from Round, Square, or Hex shaped canopies with 3, 4, 5, or 7 drops and 16" or 24" sizes. Each multi-drop canopy can stand alone, while Square and Hex versions can connect to create bespoke statement clusters. If the "standard" options don't satisfy your preferences - design your own unique cluster with our CUSTOM CONFIGURATOR TOOL (coming soon). The possibilities are endless.

Note: This spec sheet covers the Ratio Standard Clusters only - Model #: 2854. For single Ratio pendants, see Model #: 2754. For Custom Configured Clusters, see Model #: 2855.

FINISHES



RATIO STANDARD CLUSTER PRELIMINARY

STANDARD SPECIFICATIONS

HOUSING + CANOPY + ACCESSORIES

Extruded aluminum cylinder and heat sink. Steel canopy housing for durability. Aluminum canopy cover.

DIFFUSER

1.5" diameter acrylic with light scattering properties. Clear when off. Luminous when on.

LED PERFORMANCE

120-277V, 0-10V dimmable, 90+ CRI, L90 (Per TM-21) > 50,000 hrs, L70 (projected) > 100,000 hrs
Color consistency: 3 SDCM. **Operating ambient temperature: 35°C / 95°F Max.**

Single drop delivered lumens noted in 3500K using 12" diffuser.
Multiply lumens by total number of drops.

U08 - 8W nominal, .07 A input - 505 lm. Dimmable (0-10V)
U12 - 12W nominal, .10 A input - 705 lm. Dimmable (0-10V)

SUSPENSION

Ratio Standard Cluster ships with 10-ft of power cord per drop (field-cuttable). 20-ft available in Options section. For custom factory-cut cord lengths, use our CUSTOM CONFIGURATOR TOOL (coming soon).

MOUNTING

Directly to j-box (by others) and supplementary ceiling anchors (by others). Drivers are integral to canopy. Indoors only. Standard Clusters can be standalone or connected together [Square and Hex Only]. **See detailed information and diagrams on Page 5.**


FINISH

Parts are prepared using a three step pre-treatment/cleaning process, followed by a durable powder coat finish.


WARRANTY

5 year limited warranty on this LED product. Consult factory for details.

PROJECT:
MODEL #:
FIXTURE TYPE:



Find your perfect Ratio

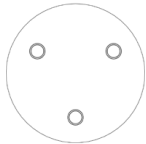


Specifications subject to change without notice.


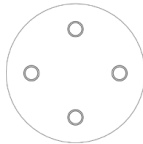
RATIO STANDARD CLUSTER PRELIMINARY

DROP & DIMENSIONAL DETAIL

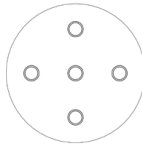
3 Drops



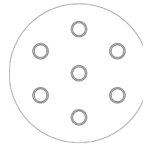
4 Drops



5 Drops



7 Drops

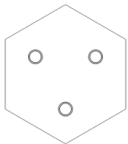


Round Canopy (RND)


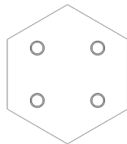
Dimensions: 16" & 24" dia. x 1.7" h.
16" size pictured at left.
Mounting details shown on Page 5.

**Note: For "Standard" Clusters - the specified housing and diffuser length applies to all drops. For varying lengths, use our CUSTOM CONFIGURATOR TOOL (coming soon).*

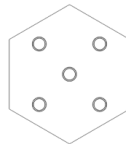
3 Drops



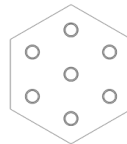
4 Drops



5 Drops



7 Drops





Hexagon Canopy (HEX)


Dimensions: 16" & 24" (flat to flat) x 1.7" h.
16" size pictured at left.
Mounting details shown on Page 5.

**Note: For "Standard" Clusters - the specified housing and diffuser length applies to all drops. For varying lengths, use our CUSTOM CONFIGURATOR TOOL (coming soon).*


3 Drops




4 Drops



5 Drops



7 Drops



Square Canopy (SQU)

Dimensions: 16" & 24" sq x 1.7" h.
16" size pictured at left.
Mounting details shown on Page 5.

**Note: For "Standard" Clusters - the specified housing and diffuser length applies to all drops. For varying lengths, use our CUSTOM CONFIGURATOR TOOL (coming soon).*

Specifications subject to change without notice.

RATIO STANDARD CLUSTER PRELIMINARY



DAMP

RoHS
COMPLIANT
ELECTRONICS



ORDERING INFORMATION

2854

1. Model 2. 3. 4. 5. 6. 7. 8. 9. 10.

11.

2. HOUSING SIZE

12 12" Cylinder Housing
24 24" Cylinder Housing

*Note: For "Standard" Clusters - specified housing length applies to all drops. For varying lengths, use our CUSTOM CONFIGURATOR TOOL (coming soon).

3. FINISH

Applies to cylinder housing only. Canopy color will match cord color in Suspension section.

BL Black
BU Pastel Blue
BZ Bronze
GN Pastel Green
MG Metallic Gold
NT Nickel Tone
OR Florida Orange
RD Red
WH White
YL Yellow

4. WATTAGE

U08 08W LED (.07 A @ 110V)
U12 12W LED (.10 A @ 110V)

5. DIFFUSER LENGTH

02R 2" Diffuser
06R 6" Diffuser
12R 12" Diffuser
18R 18" Diffuser
24R 24" Diffuser

*Note: For "Standard" Clusters - specified diffuser length applies to all drops. For varying lengths, use our CUSTOM CONFIGURATOR TOOL (coming soon).

6. DROP COUNT

03 3 Drop
04 4 Drop
05 5 Drop
07 7 Drop

7. SUSPENSION

Applies to cord and ceiling canopy. Contact factory for other colors.

BLC Cord, Black - 10' (field cuttable)
WHC Cord, White - 10' (field cuttable)
Note: For 20' cord, refer to CE2 in Options section.

8. CANOPY SHAPE

HEX Hexagon
RND Round
SQU Square

9. CANOPY SIZE

16 16" Canopy
24 24" Canopy

10. COLOR TEMPERATURE

27K 2700K color temperature
30K 3000K color temperature
35K 3500K standard color temperature
40K 4000K color temperature

(90+ CRI Standard)

11. AVAILABLE OPTIONS

AMF Antimicrobial Finish (BL, NT, WH only)
(See AMF note)
BAC Buy American Compliant
CE2 Cord Extension: 20' Cord (total length)
DTR Triac (Line Voltage) Dimming (120V Only)
FCL French Canadian Labels

AMF Note: Antimicrobial powder coat is applied to the exposed metal fixture parts and can inhibit the growth of mildew and spoilage causing microbes on the finish.

Battery Note: Contact factory for battery backup.

ACCESSORIES (field installed - order separately)

390080 Ratio Cluster Connector Kit. Required to connect one cluster canopy to another during installation. Includes two spacers and one conduit fitting.

Universal Footnotes (only applies if superscript is shown in Options section): (0) **90R** - All LEDs/CCTs are being transitioned to 90 CRI standard over 2025. Inquire for this model's availability. **(1) BAC/BAB** - www.brownlee.com/resources/usa. **(2) BBI/BBC** - cannot combine with ECW or EXT. **(3) BLD** - integral microwave motion sensor (step-dim). Cannot combine with DTR. **(4) DTR** - cannot combine with BLD. **(5) ECW** - cannot combine with BBI, BBC, or DTR. **(7) FCL** - cannot combine with BAC. **(8) OCC** - integral microwave motion sensor (ON/OFF). **(9) T24** - includes JA8 labeling and 90 CRI LEDs. **(10) PCH/PC4** - cannot combine with BLD or OCC.

Add'l Notes: ***BBI/BBC** - **BBI** minimum operating temp: 10C/50F unless otherwise stated. **BBC** minimum operating temp: -20C/-4F.

****BLD** - integral microwave motion sensor with step-dim control. 1: Motion is detected, illuminate to 100%.

2: Motion no longer detected, dim to set level. 3: Remain in continuous dimmed state or turn off after set period. Config. via onboard dip switches.

Specifications subject to change without notice.