

RATIO

Ratio achieves sophistication through simplicity. Its cylindrical form merges the aluminum body and luminous diffuser in balanced proportion. Designers can tailor the composition, extending or reducing each element, to achieve the perfect ratio of architectural form and radiance. Offered as a standalone pendant, sconce, and ceiling mount and can also be clustered from various multiport canopy systems.

Note: This spec sheet covers the single Ratio pendants only - Model #: 2754. For Standard Clusters, see Model #: 2854 For Custom Configured Clusters, see Model #: 2855 (coming soon).

FINISHES



RATIO PENDANT PRELIMINARY

STANDARD SPECIFICATIONS

HOUSING + CANOPY + ACCESSORIES

Extruded aluminum cylinder and heat sink. Spun aluminum canopy.

DIFFUSER

1.5" diameter acrylic with light scattering properties. Clear when off. Luminous when on.

LED PERFORMANCE

120-277V, 0-10V dimmable, 90+ CRI, L90 (Per TM-21) > 50,000 hrs, L70 (projected) > 100,000 hrs
Color consistency: 3 SDCM. Operating ambient temperature: 35°C / 95°F Max.

Delivered lumens noted in 3500K with 12" diffuser length.

U08 - 8W nominal, .07 A input - 505 lm. Dimmable (0-10V)

U12 - 12W nominal, .10 A input - 705 lm. Dimmable (0-10V)

SUSPENSION

Unit ships with 10' of power cord standard (field-cuttable). 20-ft available in Options section.

MOUNTING

Directly to j-box (by others). Canopy Mount (deep) is the standard offering - driver integral to canopy for surface access. Remote Mount (shallow) optional - driver mounted in provided remote enclosure (see drawing). See ordering code "RM" in Options section of spec sheet. Indoors only.

FINISH

Parts are prepared using a three step pre-treatment/cleaning process, followed by a durable powder coat finish.

BATTERY BACKUP

Battery Backup optional. Utilizes Remote Mount configuration and shallow canopy. Battery pack and driver mounted in provided remote enclosure (see drawing). Battery test switch and traditional 4.50" x 2.75" white mount plate provided - must be visibly installed in accordance with local codes. Battery mode: 10W - operational for a minimum of 90 minutes.

WARRANTY

5 year limited warranty on this LED product. Consult factory for details.

PROJECT:


MODEL #:

FIXTURE TYPE:



Acrylic diffuser has light scattering properties that make it look clear when off and fully illuminated when on.

Find your perfect Ratio



Specifications subject to change without notice.

ORDERING INFORMATION

2754

1. Model - 2. - 3. - 4. - 5. - 6. - 7. - 8.

2. SIZE

12 12" Cylinder Housing
24 24" Cylinder Housing

3. FINISH

Applies to cylinder housing only. Canopy color will match cord color in Suspension section.

BL Black
BU Pastel Blue
BZ Bronze
GN Pastel Green
MG Metallic Gold
NT Nickel Tone
OR Florida Orange
RD Red
WH White
YL Yellow

4. WATTAGE

U08 08W LED (.07 A @ 110V)
U12 12W LED (.10 A @ 110V)

5. DIFFUSER LENGTH

02R 2" Diffuser
06R 6" Diffuser
12R 12" Diffuser
18R 18" Diffuser
24R 24" Diffuser

6. SUSPENSION

Applies to cord and ceiling canopy. Contact factory for other colors.

BLC Cord, Black - 10' (field cuttable)
WHC Cord, White - 10' (field cuttable)

Note: For 20' cord, refer to CE2 in Options section.

7. COLOR TEMPERATURE

27K 2700K color temperature
30K 3000K color temperature
35K 3500K standard color temperature
40K 4000K color temperature

(90+ CRI Standard)

8. AVAILABLE OPTIONS

AMF Antimicrobial Finish (BL, NT, WH only)
(See AMF note)

BAC¹ Buy American Compliant

BBR^{2*} Utilizes Remote Mount Shallow Canopy Driver and battery in provided remote enclosure (see drawing)

Battery must be connected to continuous power supply within 7 Mo. of shipping. See Warranty Note 3.

CE2 Cord Extension: 20' Cord (total length)

DTR⁴ Triac (Line Voltage) Dimming (120V Only)

FCL⁷ French Canadian Labels

RM Remote Mount (Shallow Canopy) - Driver in provided remote enclosure (see drawing)

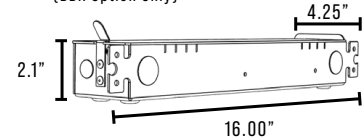
AMF Note: Antimicrobial powder coat is applied to the exposed metal fixture parts and can inhibit the growth of mildew and spoilage causing microbes on the finish.

REMOTE ENCLOSURE DRAWINGS

Applies only if option is specified.

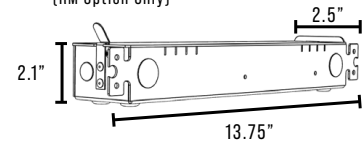
Remote Battery Enclosure

(BBR Option Only)



Remote Driver Enclosure

(RM Option Only)



Universal Footnotes (only applies if superscript is shown in Options section): **(0) 90R** - All LEDs/CCTs are being transitioned to 90 CRI standard over 2025. Inquire for this model's availability. **(1) BAC/BAB** - www.brownlee.com/resources/usa. **(2) BBI/BBC** - cannot combine with ECW or EXT. **(3) BLD** - integral microwave motion sensor (step-dim). Cannot combine with DTR. **(4) DTR** - cannot combine with BLD. **(5) ECW** - cannot combine with BBI, BBC, or DTR. **(7) FCL** - cannot combine with BAC. **(8) OCC** - integral microwave motion sensor (ON/OFF). **(9) T24** - includes JA8 labeling and 90 CRI LEDs. **(10) PCH/PC4** - cannot combine with BLD or OCC.

Add'l Notes: ***BBI/BBC** - BBI minimum operating temp: 10C/50F unless otherwise stated. **BBC** minimum operating temp: -20C/-4F.

****BLD** - integral microwave motion sensor with step-dim control. 1: Motion is detected, illuminate to 100%.

2: Motion no longer detected, dim to set level. 3: Remain in continuous dimmed state or turn off after set period. Config. via onboard dip switches.

Specifications subject to change without notice.