



BMB diffuser



Custom YLW

2612 LED

The customizable 2612 high performance pendant is a solution to a variety of challenging lighting applications. This unit features a one-piece frosted acrylic outer shell, with a variety of decorative film and pattern options which are bonded to the inner side of the drum. The unit is offered in multiple sizes ranging from 24 inches to 48 inches and can be easily cleaned given its protective acrylic outer shell construction. Consider this a vibrant choice to liven up lobbies, schools, medical facilities, libraries, club houses, conference rooms and more. Refer to the 2362 for a surface mount version of this product.

FINISHES

BL	BZ	GM	MB	MG	NT	PL	WH
----	----	----	----	----	----	----	----



HIGHLIGHTER

STANDARD SPECIFICATIONS

DIFFUSER

The UV stabilized designer drum is offered in a variety of vibrant colors and patterns which are bonded to the inner side of the transparent acrylic drum for added protection and durability. The base (bottom) of the drum is constructed with high transmission white acrylic. Lightly brushed chrome trim at the top and bottom of the sidewall. The fixture can be cleaned with a damp cloth. See accessories section for Top Cover Set.

HOUSING

Formed, cold rolled steel design, finished in a high reflectance powder coat white.

LED PERFORMANCE - 3500K STANDARD

120-277V - 3500K, 82 CRI - L80 rating - 60,000 hrs - L70 rating (projected) - 100,000 hrs
Amperage rated @ 110V input
Operating ambient temperature: -20°C / -4°F - 40°C / 104°F

Delivered 3500K lumens noted. Consult Brownlee.com for performance of all CCTs.
C37 - 35W nominal, .30 A input - 4548 lm. Dimmable (0-10V).
C49 - 45W nominal, .40 A input - 5877 lm. Dimmable (0-10V).
H63 - 63W nominal, .53 A input - 7617 lm. Dimmable (0-10V).

MOUNTING

Directly to j-box (by others). Mounting hardware included.

WARRANTY

5 year limited warranty on this LED product. Consult factory for details.

Diffuser Insert Options
(bonded to inner side of transparent acrylic drum)



NT finish, WHA diffuser, CC1 suspension

SUSPENSION SYSTEM

The 2612 Series is available in multiple colors and four suspension methods:

CC1 – Cord & Single Cable: Both the power cord and aircraft cable can be trimmed in the field. See optional ordering code CE1 and CE2 for extended 10' and 20' drops. Recommended for pendants up to 36"Ø only.

CC3 – Cord & Three Cable: Both the power cord and aircraft cables can be trimmed in the field. See optional ordering code CE1 and CE2 for extended 10' and 20' drops.

SCM – Stem & Cable Mount: Steel stem in your choice of finish with three aircraft cables. The standard overall height (OAH) can be extended with additional stem sections in 1' and 2' intervals - see accessories section.

SSM – Single Stem Mount: Traditional pendant style. Steel stem in your choice of finish. The standard overall height (OAH) can be extended with additional stem sections in 1' and 2' intervals - see accessories section. Recommended for pendants up to 36"Ø only.



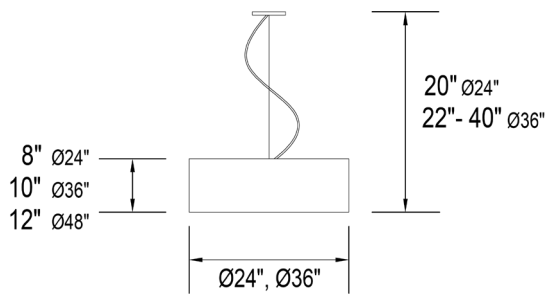
WH finish, WHA diffuser, SCM suspension



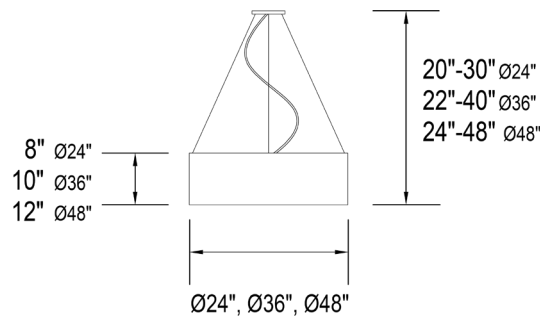
NT finish, BMB diffuser, SSM suspension



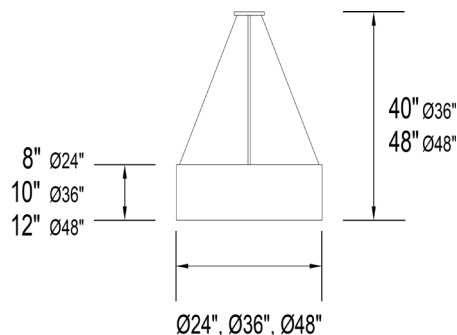
NT finish, BLU diffuser, CC3 suspension



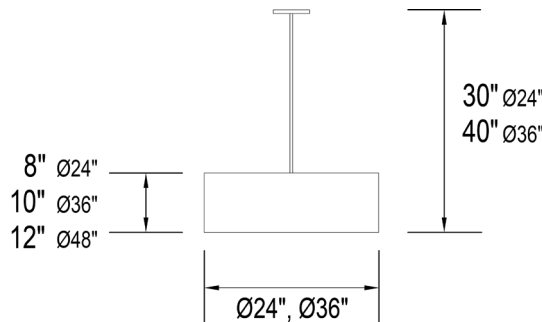
CC1 suspension



CC3 suspension



SCM suspension



SSM suspension



ORDERING INFORMATION

2612 - Model - 2. - 3. - 4. - 5. - 6. - 7. - 8. (if required)

2. SIZE	3. FINISH	4. WATTAGE	5. DIFFUSER	7. COLOR TEMPERATURE
24 24" dia. 36 36" dia. 48 48" dia.	STANDARD CC1 & CC3 BL Black NT Nickel Tone WH White SCM & SSM BL Black BZ Bronze GM Gun Metal MB Metallic Bronze MG Metallic Gold NT Nickel Tone PL Platinum WH White ANTIMICROBIAL Available in a select number of finishes. Refer to the Options section of this sheet for details ("AMF").	24 & 36 SIZE C37 35W C Series LED C49 45W C Series LED 36 & 48 SIZE H63 63W H Series LED	WHA White Acrylic BLU Blue BMB Bamboo LMG Lime Green LRD Light Red ORN Orange 6. SUSPENSION CC1 Cord & Single Cable (24, & 36 size only) CC3 Cord & Three Cable (24, & 36 size only) SCM Stem & Cable Mount (24, & 36 size only) SSM Single Stem Mount (24, & 36 size only)	35K 3500K color temperature 27K 2700K color temperature (All except H63) 30K 3000K color temperature 40K 4000K color temperature 8. AVAILABLE OPTIONS 90R⁰ 90 CRI (3000K only) AMF Antimicrobial Finish (BL, NT, WH only) (See AMF note) BAC¹ Buy American Compliant CE1 3' - 10' Cord/Cable Extension (CC1 & CC3 only) CE2 10' - 20' Cord/Cable Extension (CC1 & CC3 only) DTR⁴ Triac (Line Voltage) Dimming (120V) ES⁶ ENERGY STAR [®] (Not available in 90 CRI) FCL⁷ French Canadian Labels T24⁹ Title 24 JA8 Compliant (C49 in 3000K only)

ACCESSORIES (field installed - order separately)

390001xx	SCM Extension Kit: includes (1) 1' stem and (2) 2' stems. 5' combined max. Specify finish (xx)
390002xx	SSM Extension Kit: includes (1) 1' stem and (2) 2' stems. 5' combined max. Specify finish (xx)
320029WHA	Top Cover Set: 24 size, White Acrylic
320031WHA	Top Cover Set: 36 size, White Acrylic
320033WHA	Top Cover Set: 48 size, White Acrylic

AMF Note: Antimicrobial powder coat is applied to the exposed metal fixture parts and can inhibit the growth of mildew and spoilage causing microbes on the finish.

Notes: (0) **90R** - cannot be combined with ES. (1) **BAC** - cannot be combined with FCL. (2) **BBI/BBS/BBC** - cannot be combined with ECW, EXT, or T24. (3) **BLD** - includes integral OCC sensor (do not combine with OCC option). Cannot be combined with DTR or T24. (4) **DTR** - cannot be combined with BLD or T24. (5) **ECW** - cannot be combined with BBI, BBC, or DTR. (6) **ES** - cannot be combined with 90R or T24. (7) **FCL** - cannot be combined with BAC or T24. (8) **OCC** - integral ON/OFF occupancy sensor. (9) **T24** - includes JA8 labeling and 90 CRI LEDs (do not combine with 90R option). Cannot be combined with BBI, BBC, BBS, BLD, DTR, ES, or FCL. (10) **BBS** - cannot be combined with BLD, ECW, EXT, OCC, or T24. (11) **PCH/PC4** - cannot be combined with BLD or OCC. **Add'l Notes:** ***BBI/BBS/BBC** - standard BBI (and BBS) option has a minimum operating temperature of 10C/50F. BBC option has a minimum operating temperature of -20C/-4F. ****BLD** - integral OCC sensor with onboard control. 1: Motion is detected, illuminate to 100%. 2: Motion no longer detected, dim to 50% (factory default), 30%, 20% or 10%. 3: Remain in continuous dimmed state (factory default) or turn off after set period.

Specifications and dimensions subject to change without notice.

Consult your Brownlee Lighting representative for availability and ordering information.