



2600 LED

The 2600 is far from your ordinary fabric drum. The drum is formed with high quality white acrylic with fabric bonded to its exterior, creating a decorative yet sustainable solution to a variety of challenging lighting applications. Multiple sizes ranging from 15 inches to 48 inches, a variety of fabric options and four suspension methods to choose from. Given the size range, this unit is a spec locker for common areas, offices, conference rooms, libraries, lobbies, corridors and any other area requiring general or high performance illumination. This unit produces a generous amount of indirect light, refer to photometric files. Refer to Model #: 2340 for a surface mount version of this product.

FINISHES

BL	BZ	GM	MB	MG	NT	PL	WH
----	----	----	----	----	----	----	----

BOOST PENDANT

STANDARD SPECIFICATIONS

DIFFUSER

The drum features a high quality UV stabilized white acrylic outer shell, with your choice of fabric bonded to its exterior sidewall. The base (bottom) of the drum is constructed with high transmission white acrylic. The fixture can be cleaned with a damp cloth and mild detergent if needed. See accessories section for Top Cover Set.

HOUSING

Formed, cold rolled steel design, finished in a high reflectance powder coat white.

LED PERFORMANCE - 3500K STANDARD

120-277V - 3500K, 82 CRI - L80 rating - 60,000 hrs - L70 rating (projected) - 100,000 hrs
Amperage rated @ 110V input

Operating ambient temperature: -20°C / -4°F - 40°C / 104°F

Delivered 3500K lumens noted. Consult Brownlee.com for performance of all CCTs.

B12 - 12W nominal, .10 A input - 1532 lm. Dimmable (0-10V).

C17 - 16W nominal, .15 A input - 2250 lm. Dimmable (0-10V).

C24 - 23W nominal, .20 A input - 3087 lm. Dimmable (0-10V).

C37 - 35W nominal, .30 A input - 4548 lm. Dimmable (0-10V).

C49 - 45W nominal, .40 A input - 5878 lm. Dimmable (0-10V).

H63 - 63W nominal, .53 A input - 7428 lm. Dimmable (0-10V).

MOUNTING

Directly to j-box (by others). Mounting hardware included.

SUSPENSION SYSTEM

The 2600 Series is available in multiple colors and four suspension methods:

CC1 – Cord & Single Cable: Both the power cord and aircraft cable can be trimmed in the field. See optional ordering code CE1 and CE2 for extended 10' and 20' drops. Recommended for pendants up to 36"Ø only.

CC3 – Cord & Three Cable: Both the power cord and aircraft cables can be trimmed in the field. See optional ordering code CE1 and CE2 for extended 10' and 20' drops.

SCM – Stem & Cable Mount: Steel stem in your choice of finish with three aircraft cables. The standard overall height (OAH) can be extended with additional stem sections in 1' and 2' intervals - see accessories section.

SSM – Single Stem Mount: Traditional pendant style. Steel stem in your choice of finish. The standard overall height (OAH) can be extended with additional stem sections in 1' and 2' intervals - see accessories section. Recommended for pendants up to 36"Ø only.

WARRANTY

5 year limited warranty on this LED product. Consult factory for details.

PROJECT:

MODEL #:

FIXTURE TYPE:



WHL diffuser, 24" size

Acrylic-backed diffusers. Contact factory for sample swatches.



DIFFUSERS



White Acrylic



White Linen



Natural Linen



Grey Linen

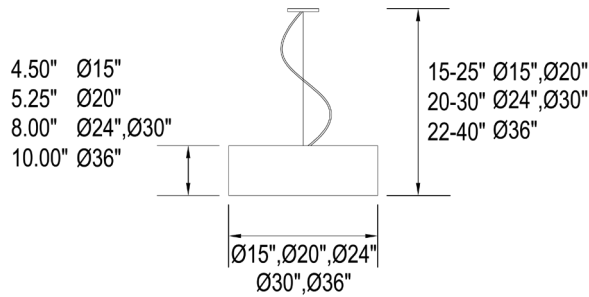


Woven Black

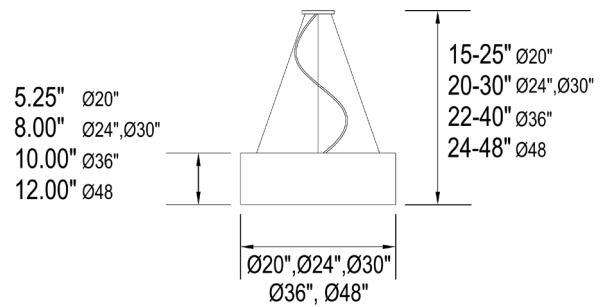
Specifications and dimensions subject to change without notice.

Consult your Brownlee Lighting representative for availability and ordering information.

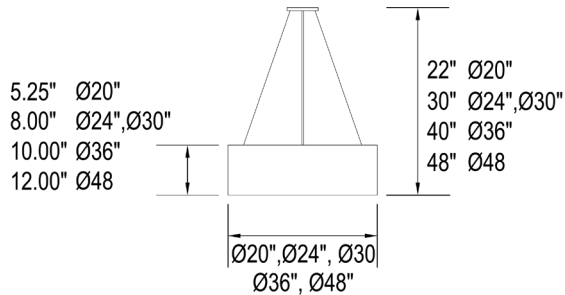
DIMENSIONAL DRAWING



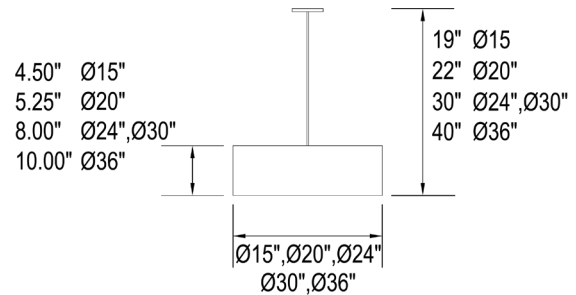
CC1 suspension



CC3 suspension



SCM suspension



SSM suspension



ORDERING INFORMATION

2600

Model 2. 3. 4. 5. 6. 7. 8. (if required)

2. SIZE

15 15" dia.
20 19.25" dia.
24 24" dia.
30 30" dia.
36 36" dia.
48 48" dia.

*NOTE: 42" Size - has been discontinued on this model - contact factory for availability.

3. FINISH

CC1 & CC3

BL Black
NT Nickel Tone
WH White

SCM & SSM

BL Black
BZ Bronze
GM Gun Metal
MB Metallic Bronze
MG Metallic Gold
NT Nickel Tone
PL Platinum
WH White

4. WATTAGE

15 SIZE

B12 12W B Series LED

C17 16W C Series LED

C24 23W C Series LED

20 SIZE

C24 23W C Series LED

C37 35W C Series LED

C49 45W C Series LED

24, 30 & 36 SIZE

C37 35W C Series LED

C49 45W C Series LED

36 & 48 SIZE

H63 63W H Series LED

5. DIFFUSER

WHA White Acrylic
GYL Grey Linen
NAL Natural Linen
WBK Woven Black
WHL White Linen

*NOTE: MAL & ROW have been discontinued on this model - contact factory for availability.

6. SUSPENSION

CC1 Cord & Single Cable
(All except 48 size)
CC3 Cord & Three Cable
SCM Stem & Cable Mount
SSM Single Stem Mount
(All except 48 size)

7. COLOR TEMPERATURE

35K 3500K color temperature
27K 2700K color temperature
(All except H63)
30K 3000K color temperature
40K 4000K color temperature

8. AVAILABLE OPTIONS

90R⁰ 90 CRI (3000K only)
BAC¹ Buy American Compliant
CE1 3' - 10' Cord/Cable Extension (CC1 & CC3 only)
CE2 10' - 20' Cord/Cable Extension (CC1 & CC3 only)
DTR⁴ Triac (Line Voltage) Dimming (120V)
ES⁶ ENERGY STAR[®] (Not available in 90 CRI)
FCL⁷ French Canadian Labels
T24⁹ Title 24 JA8 Compliant (B12, C24 & C49 in 3000K only)

ACCESSORIES (field installed - order separately)

390001xx SCM Extension Kit: includes (1) 1' stem and (2) 2' stems. 5' combined max. Specify finish (xx)
390002xx SSM Extension Kit: includes (1) 1' stem and (2) 2' stems. 5' combined max. Specify finish (xx)
320029WHA Top Cover Set: 24 size, White Acrylic
320030WHA Top Cover Set: 30 size, White Acrylic
320031WHA Top Cover Set: 36 size, White Acrylic
320033WHA Top Cover Set: 48 size, White Acrylic

Notes: (0) 90R - cannot be combined with ES. (1) BAC - cannot be combined with FCL. (2) BBI/BBS/BBC - cannot be combined with ECW, EXT, or T24. (3) BLD - includes integral OCC sensor (do not combine with OCC option). Cannot be combined with DTR or T24. (4) DTR - cannot be combined with BLD or T24. (5) ECW - cannot be combined with BBI, BBC, or DTR. (6) ES - cannot be combined with 90R or T24. (7) FCL - cannot be combined with BAC or T24. (8) OCC - integral ON/OFF occupancy sensor. (9) T24 - includes JA8 labeling and 90 CRI LEDs (do not combine with 90R option). Cannot be combined with BBI, BBC, BBS, BLD, DTR, ES, or FCL. (10) BBS - cannot be combined with BLD, ECW, EXT, OCC, or T24. (11) PCH/PC4 - cannot be combined with BLD or OCC. **Add'l Notes:** *BBI/BBS/BBC - standard BBI (and BBS) option has a minimum operating temperature of 10C/50F. BBC option has a minimum operating temperature of -20C/-4F. **BLD - integral OCC sensor with onboard control. 1: Motion is detected, illuminate to 100%. 2: Motion no longer detected, dim to 50% (factory default), 30%, 20% or 10%. 3: Remain in continuous dimmed state (factory default) or turn off after set period.

Specifications and dimensions subject to change without notice.

Consult your Brownlee Lighting representative for availability and ordering information.