

2604 LED

STANDARD SPECIFICATIONS

DIFFUSER

The two tier drum is a modern take on the traditional style. The UV stabilized white acrylic is available with or without fabric material bonded to the exterior. Either option allows cleaning with a damp cloth.

HOUSING

Formed, cold rolled steel design, finished in a high reflectance powder coat white.

LED PERFORMANCE - 3500K STANDARD

120-277V - 3500K, 82 CRI - L80 rating - 60,000 hrs - L70 rating (projected) - 100,000 hrs

Amperage rated @ 110V input

Operating ambient temperature: -20°C / -4°F - 40°C / 104°F

Delivered 3500K lumens noted. Consult Brownlee.com for performance of all CCTs.

C37 - 35W nominal, .30 A input - 3530 lm. Dimmable (0-10V).

C49 - 45W nominal, .40 A input - 4758 lm. Dimmable (0-10V).

MOUNTING

Directly to j-box (by others). Mounting hardware included.

SUSPENSION SYSTEM

The 2604 Series is available in multiple colors and four suspension methods:

CC1 - Cord & Single Cable: Both the power cord and aircraft cable can be trimmed in the field. See optional ordering code CE1 and CE2 for extended 10' and 20' drops.

CC3 - Cord & Three Cable: Both the power cord and aircraft cables can be trimmed in the field. See optional ordering code CE1 and CE2 for extended 10' and 20' drops.

SCM - Stem & Cable Mount: Steel stem in your choice of finish with three aircraft cables. The standard overall height (OAH) can be extended with additional stem sections in 1' and 2' intervals - see accessories section.

SSM - Single Stem Mount: Traditional pendant style. Steel stem in your choice of finish. The standard overall height (OAH) can be extended with additional stem sections in 1' and 2' intervals - see accessories section.

WARRANTY

5 year limited warranty on this LED product. Consult factory for details.

ORDERING INFORMATION

2604 - _____
 Model 2. 3. 4. 5. 6. 7. 8. (if required)

2. SIZE

24 24" dia.
30 30" dia.

3. FINISH

CC1 & CC3
BL Black
NT Nickel Tone
WH White

SCM & SSM
BL Black
BZ Bronze
GM Gun Metal
MB Metallic Bronze
MG Metallic Gold
NT Nickel Tone
PL Platinum
WH White

4. WATTAGE

C37 35W C Series LED
C49 45W C Series LED

5. DIFFUSER

WHA White Acrylic
NAL Natural Linen
WHL White Linen

*NOTE: MAL & ROW - have been discontinued on this model - contact factory for availability.

6. SUSPENSION

CC1 Cord & Single Cable
CC3 Cord & Three Cable
SCM Stem & Cable Mount
SSM Single Stem Mount

7. COLOR TEMPERATURE

35K 3500K color temperature
27K 2700K color temperature
30K 3000K color temperature
40K 4000K color temperature

8. AVAILABLE OPTIONS

90R⁰ 90 CRI (3000K only)
BAC¹ Buy American Compliant
CE1 3' - 10' Cord/Cable Extension (CC1 & CC3 only)
CE2 10' - 20' Cord/Cable Extension (CC1 & CC3 only)
DTR⁴ Triac (Line Voltage) Dimming (120V)
ES⁶ ENERGY STAR[®] (Not available in 90 CRI)
FCL⁷ French Canadian Labels
T24⁹ Title 24 Compliant (C49 in 3000K only)

ACCESSORIES (field installed - order separately)

390001xx SCM Extension Kit: includes (1) 1' stem and (2) 2' stems. 5' combined max. Specify finish (xx)
390002xx SSM Extension Kit: includes (1) 1' stem and (2) 2' stems. 5' combined max. Specify finish (xx)
320029WHA Top Cover Set: 24 size, White Acrylic
320030WHA Top Cover Set: 30 size, White Acrylic

Notes: (0) **90R** - cannot be combined with ES or T24 (1) **BAC** - cannot be combined with FCL (2) **BBI/BBS/BBC** - cannot be combined with DTR, ECW, EXT, or T24 (3) **BLD** - cannot be combined with DTR, OCC, or T24 (4) **DTR** - cannot be combined with BBI, BBC, BBS, BLD or T24 (5) **ECW** - cannot be combined with BBI, BBC, or DTR (6) **ES** - cannot be combined with 90R, FCL, or T24 (7) **FCL** - cannot be combined with BAC, ES, or T24 (8) **OCC** - cannot be combined with BLD (9) **T24** - cannot be combined with 90R, BBI, BBC, BBS, BLD, DTR, ES, or FCL (10) **BBS** - cannot be combined with BLD, DTR, ECW, EXT, OCC, or T24 (11) **PCH/PCA** - cannot be combined with BLD or OCC

Add'l Notes: ***BBI/BBS/BBC** - standard BBI (and BBS) option has a minimum operating temperature of 10C/50F. BBC option has a minimum operating temperature of -20C/-4F. ****BLD** - Bi-Level Dimming is field adjustable from 100% to a dimmed light level of 10, 20, 30, or 50%. All units are factory set at 50%.

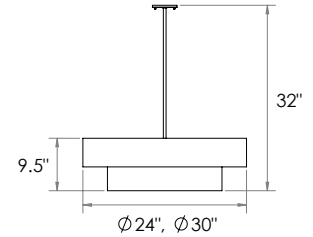
Specifications and dimensions subject to change without notice.

Consult your Brownlee Lighting representative for availability and ordering information.

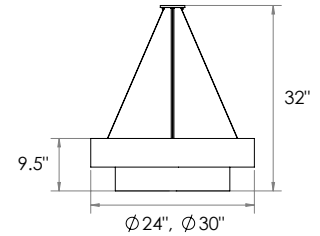
PROJECT:
MODEL #:
FIXTURE TYPE:



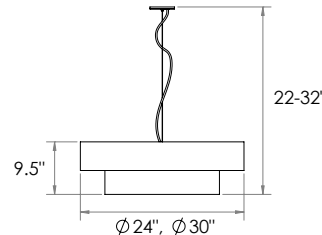
NT finish, WHA diffuser, CC1 suspension



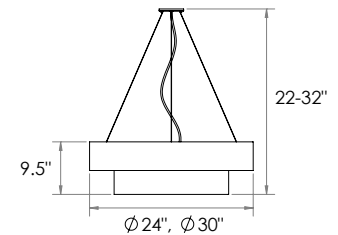
SSM suspension



SCM suspension



CC1 suspension



CC3 suspension

